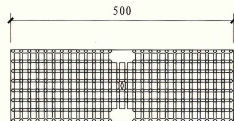


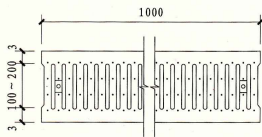
**镀锌钢/不锈钢网格式盖板**

- 1) 适用排水沟净宽为100、200。
- 2) 排水孔尺寸为33×11。
- 3) 承重等级为B125、C250。



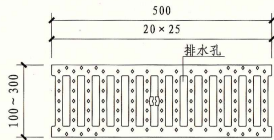
**球墨铸铁网格式盖板**

- 1) 适用排水沟净宽为100~300。
- 2) 网格尺寸为33×33。
- 3) 承重等级为B125、C250。



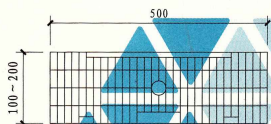
**镀锌钢沟槽式盖板**

- 1) 适用排水沟净宽为100。
- 2) 排水孔宽为20。
- 3) 承重等级为B125、C250。



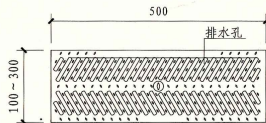
**球墨铸铁沟槽式盖板**

- 1) 适用排水沟净宽为100~300。
- 2) 排水孔宽为20。
- 3) 承重等级为B125、C250。



**HDPE网格式盖板**

- 1) 适用排水沟净宽为100。
- 2) 网格尺寸为33×33。
- 3) 承重等级为B125、C250。



**球墨铸铁防鞋跟陷入盖板**

- 1) 适用排水沟净宽为100~200。
- 2) 排水孔宽为20。
- 3) 承重等级为B125、C250。

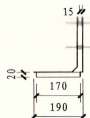
说明:

1. 排水沟盖板形式由设计人选定。
2. 排水沟盖板表面网格形式不影响排水沟整体排水能力。

**线性成品排水沟盖板**



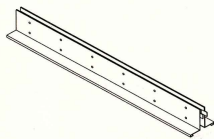
1-1 剖面图



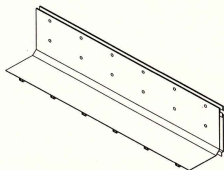
2-2 剖面图



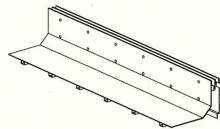
3-3 剖面图



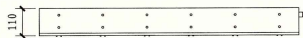
中缝式排水沟盖板轴测图



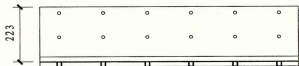
偏单缝式排水沟盖板轴测图



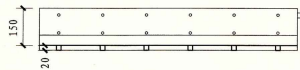
偏多缝式排水沟盖板轴测图



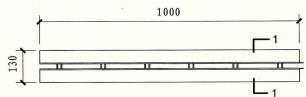
中缝式排水沟盖板主视图



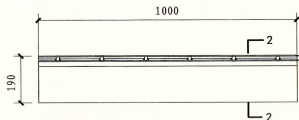
偏单缝式排水沟盖板主视图



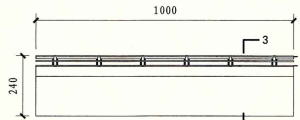
偏多缝式排水沟盖板主视图



中缝式排水沟盖板平面图




偏单缝式排水沟盖板平面图



偏多缝式排水沟盖板平面图

说明：材料为不锈钢及镀锌钢板。

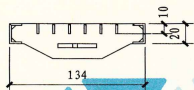
缝隙式排水沟盖板图



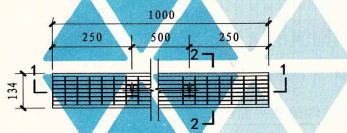
格栅式盖板轴测图



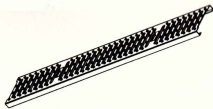
1-1 剖面图



2-2 剖面图



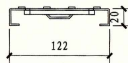
格栅式盖板平面图



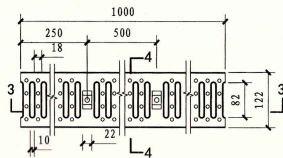
BZP100-15-01 冲压式盖板轴测图



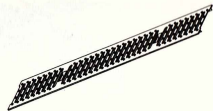
3-3 剖面图



4-4 剖面图



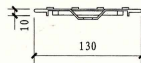
BZP100-15-01 冲压式盖板平面图



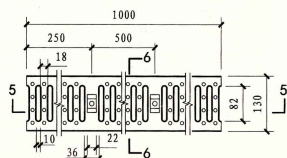
BZP100-15-02 型冲压式盖板轴测图



5-5 剖面图



6-6 剖面图




BZP100-15-02 型冲压式盖板平面图

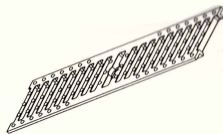
说明:

1. 成品制造误差为 0 ~ (-1)。
2. 材质为镀锌钢板、不锈钢板。

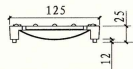
冲压式、格栅式排水沟盖板图



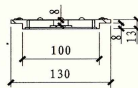
**BZCI 1250D400型沟盖板成品轴测图**



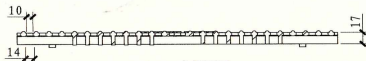
**BZCI 130C250型沟盖板成品轴测图**




**2-2 剖面图**



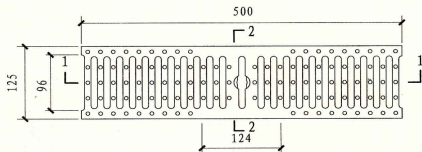
**4-4 剖面图**



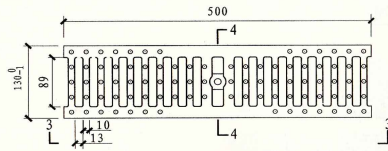
**1-1 剖面图**



**3-3 剖面图**



**BZCI 1250D400型铸铁沟盖板图**




**BZCI 130C250型铸铁沟盖板平面图**

说明:

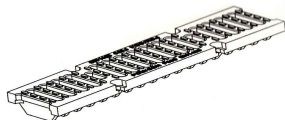
成品铸造误差为:

1. BZCI 1250D400型:  
长度: 0 - (-1).  
宽度: ± 0.5.
2. BZCI 130C 250:  
长度: 0 - (-2).  
宽度: 0 - (-1).

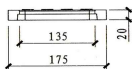
**窄缝式铸铁格栅排水沟盖板图**



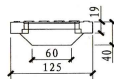
BCZI 1750D400 · 01型沟盖板成品轴测图



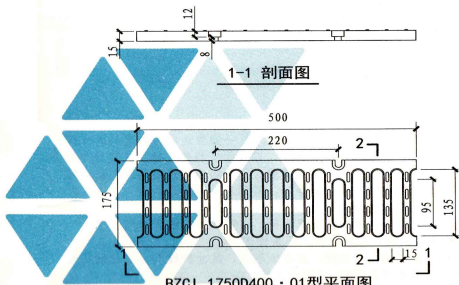
BZCI 1250F900型沟盖板成品轴测图



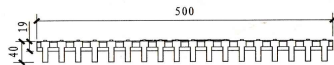
2-2 剖面图



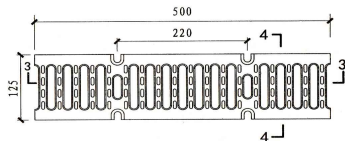
4-4 剖面图



BCZI 1750D400 · 01型平面图



3-3 剖面图



BZCI 1250F900型铸铁沟盖板平面图

说明:

成品制造误差:

1. BZCI 125F900

长度: 0 ~ (-2).

宽度: 0 ~ (-2).

2. BZCI 1750D · 01型:

长度: 0 ~ (-2).

宽度: 0 ~ (-2).

**宽缝隙铸铁格栅排水沟盖板图**